



# PASSION

Histories of the heart

---

## INSTRUCTIONS

Do you want to make a heart-shaped mosaic?


Follow the next steps:

1. Print the image
2. Cut small pieces of colored cardboard
3. Glue the small mosaic tiles to the drawing
4. If you like a pop art mosaic, make three more mosaics and join them together (see the example on the last page)



**PASSION**  
Histories of the heart


(1)



(2)




Cut small squares of colored cardboard



0,3 cm

Of about this size



Choose at least four different colors






(3)



Glue the cardboard  
squares (follow the shape  
of the drawing)





(4)

After creating four mosaics with different colors, join them together to create a pop art effect!

